

**Tandem rollers**

Roadmaster 1200 is a series of articulated tandem rollers that have vibration and drive on both drums. These rollers are designed primarily for compacting asphalt but their compaction performance is also suitable for sub-bases and base courses. Roadmaster 1200 are designed primarily for smaller construction tasks, such as pavements, bicycle lanes and garage entrances. Roadmaster 1200 are used primarily for the compaction of asphalt on streets and smaller roads in major built-up areas.

**FEATURES AND BENEFITS**

- These machines are always fitted with a robust central lifting eye that allows very fast, and simple loading for transportation between different work places.
- A folding Rops (option) means that the transport height can be kept to a minimum.
- The powerful, quiet, water-cooled, three cylinder KUBOTA diesel engine produces 44,9 hp/33 kW. Together with the large drum diameter and the drive motors connected in series, it contributes to excellent accessibility and hill-climbing capacity. Propulsion and vibration naturally come as standard on both drums.
- As an option, it is possible to switch off the vibration on either the front or the rear drum.
- Vibration on both drums with three positions. Lights on both sides of the machine.
- Hydrostatic drive with variable speed.
- Self-cleaning drum for good traction and better surface finish with 2 scrapers.
- Large size water tank for extended use and reduced refill stops, easy cleaning access.
- Silent, powerful water-cooled Kubota diesel engine.
- Large easy-to-open engine hood for easy access.
- Motor Tier 4.

Powered by  
**Kubota**



Safety interlock to prevent accidents. Operator must be in the seat before the engine will start.



Poclair hydraulic system



Ergonomic seat




Oil level control



Water control



Adjustable ergonomic steering wheel



Casappa vibration system



Anti-theft central locking mechanism

# TANDEM ROLLER - ROADMASTER 1200

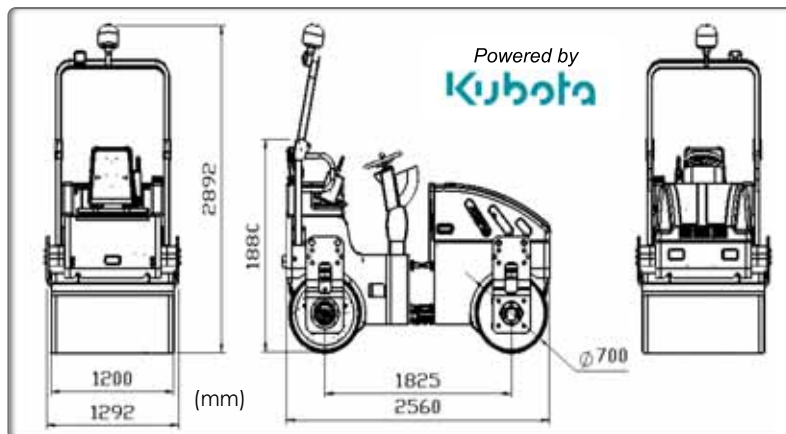
Powerful and easily accessible 3-cylinder engine, with optimized fuel consumption - low pollution.




Ergonomic Dashboard



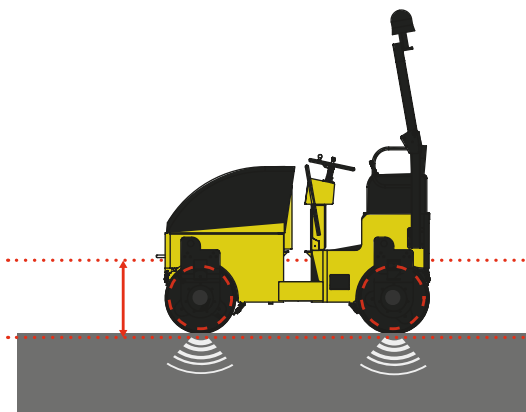
Warning light



Easy access, protects filter and fuel



Double articulation with lubrication points 'Pac-Pivot' (patented)



Turbo engine 44 hp to amplify extra power



Hydraulic system line assembled, improves security and full power on cylinders.



Code	RM1200
Model	ROADMASTER 1200
Dimensions L x W x H (mm)	2560 x 1292 x 2892
Operating weight (kg)	2780
Drum size (mm)	700
Progressive speed front/rear (km/h)	0-10
Brakes	Hydrostatic
Brake type	Active Multidisc /negative
Emergency stop	Active Multidisc /negative
Frequency (Hz)	66
Centrifugal force (kN)	50
Amplitude (mm)	0,64
Rolling slope with vibrations (%)	30
Slope without vibration (%)	40
Climbing ability with vibration (°)	35
Engine	KUBOTA V1505-T-E3B-KEA-1 Diesel IDI 4 stroke Water cooled
Power ISO 9249 - hp (kW)	44,9 (33)
Revolutions max. (r/min)	2800
Linear static load front drum (kg/cm)	10,6
Maximum centrifugal force (daN)	2800
Nominal amplitude UNE115-435 (mm)	0,5
Operational mass UNE-115-434 (kg)	2850
Operational mass on front axle (kg)	1425
Certified power SAE J 1349	

COMPACTOR

MOBILE EQUIPMENT

CONCRETE EQUIPMENT

SURFACING

CUTTING - GRINDING